

▼ Slit Lamp Microscopes

▶ 700GL Slitlamp

2ZL Slitlamp

300XL Slitlamp

30GL Slitlamp

4ZL Slitlamp

Related Products

▼ Imaging Systems

TD-10 (Digital)

TD-2 (Digital)

S10-17 (Digital)

SONY Imaging

▼ Optional Extras

AT-1

▼ Ophthalmic Furniture

ST-80

ST-40

Slit Lamp Microscopes - 700GL Slitlamp

New Product with LED Illumination

Slit lamp with a feeling of being “visible”



Our relentless pursuit of “visualizing” and our latest evolutionary slit lamp. Slit lamps cannot provide medical treatment, but we cannot talk about ophthalmology without slit lamps.

This slit lamp is the number one performer behind the scenes.

Now with Optional Tilttable Eyepieces



Design

Innovative Design without a cable

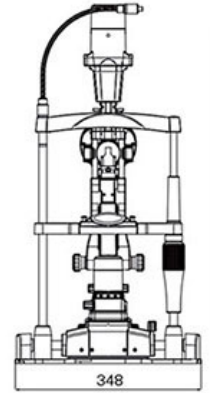
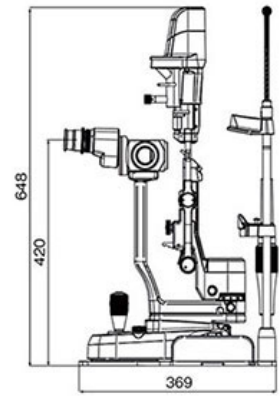
- Innovative Design: No cables are exposed. Even power supply cable is concealed
- Discontinuance of the power supply cable from the chinrest to the lamp house.
- Power of the conventional slit lamps was supplied from the chin rest to the lamp housing. 700GL looks neat and compact with minimized cable with no possible failure.
- Even cables for connecting an imaging system can be concealed.
- Renewed product Color



Major Specifications

Microscope	Type	Galilean converging binocular stereomicroscope
	Magnification change	Five-position rotating drum
	Eyepieces	16x wide-field, high-eyepoint
	Total magnification	6.3x, 10x, 16x, 25x, 40x
	Real field of view (diameter)	35.9mm, 23.3mm, 14mm, 8.8mm, 5.5mm
	Interpupillary adjustment	52 - 82mm
	Diopter adjustment range	+/- 7 diopters
Base Unit	Horizontal (coarse) movement	105mm
	Horizontal (fine) movement	15mm
	Vertical movement	30mm
Chinrest Unit	Elevation stroke	85mm
Illumination Unit	Slit width	0-14mm continuously variable
	Aperture diaphragm (diameter)	φ14, φ10, φ5, φ3, φ2, φ1, φ0.2mm
	Filters	Blue filter, Red free filter, Blue correction filter, Yellow filter
	Light source	LED
Power Unit	Power supply	AC100V - 240V (+/- 10%)
	Power consumption	DC5V 2A
Fixation Light Unit	Fixation light source	Red LED
Weight		12.5Kg

Dimensions



LED



LED Optimized New Slit Lamp

- The best advantage of the LED light source is that the affected parts which used to be difficult to be seen with the conventional light sources can be more clearly seen.
- Our LED slit lamp is not a type of exchanging the halogen unit, but a completely new model that adopts a dedicated LED light source.
- The LED optimized slit lamp provides brighter and sharper light.

Reduction of the Characteristic Blue Light of LED

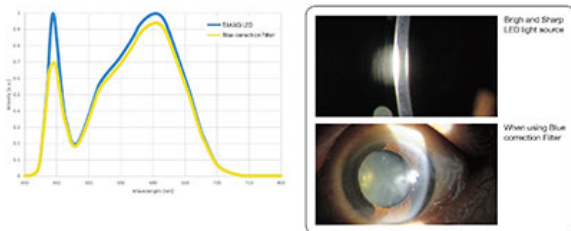
- The projected light is soft and easy on patients' eyes by reducing the peak of the characteristic blue band spectrum of LED.

Use of Uniform LED Illumination

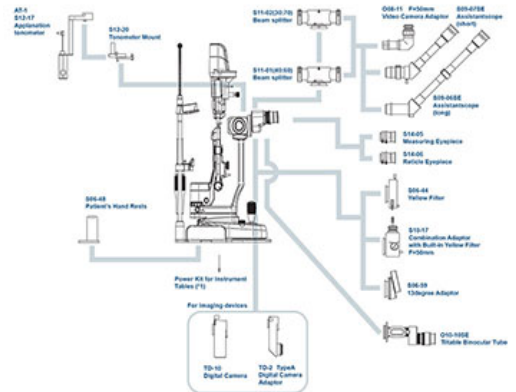
- The LED slit lamp with a color temperature of 3500 K provides brighter and sharper light than halogen.
- A 1-element high-luminance LED is used for the slit lamp. It provides uniform and even light compared to the 4-element LEDs.

Use of low Voltage LED

- Even though a low voltage LED is used for the slit lamp, the LED slit lamp is excellently economical because very high illuminance can be obtained.



Optional Components



click image above for larger view


Optical Design

Expert in both observations of the anterior and posterior segments of the eye

- Working toward improvement of visibility during fundus observation and realization of anterior segment observation comparable to conventional devices as critical factors, the world's foremost brightness and sharp optical design is realized.
- 700GL's binocular tubes with a 6-degree convergence provide easy binocular fusion, ensuring stress-free observation.

Extended Slit Length

- The diameter of the slit length is extended to 14mm from 10mm. This allows 700GL to illuminate a wider area of the anterior segment.
- This allows 700GL to maximize its characteristics such as a wider field of view

**Usability****Improvement of usability**

The size, placement and other features of various knobs are reconsidered based on ergonomics in order to enhance usability

Built-in Background Illumination

- For use with an imaging system, the background illumination is now equipped as standard.
- The color balance of an image taken through the 700GL is not lost because the same LED is used for both main light source and background illumination.
- Intensity of the background illumination



[Click Here to contact us about this product](#)